


FLAT TWIN DUPLEX PATCH CORD



Browse on Mobile

 [Browse on Web](#)

NEXCONEC[®] Flat Twin Duplex Patch Cord provide a more robust alternative to standard zipped duplex patch cables and provides good protection against kinking and crushing, two of the most common issues faced when installing cables. In spite of the additional durability, the cable is still flexible and very compact.

Recommended for patching where frequent handling is required, or internal fiber runs where a stiffer, more rugged cable is required, these are available in Multimode and Single Mode with all of the standard connector options. The cable used is also known as a Flat Twin or Duplex Breakout Cable.

FEATURES

- ✓ Flexible and compact
- ✓ Crush & kink resistance
- ✓ Conform to IEC, EIA-TIA, and Telcordia performance requirements
- ✓ All Assemblies are machine polished providing highest quality
- ✓ All Assemblies are factory tested and come with test certificate
- ✓ Available in custom length
- ✓ RoHS, REACH & SvHC compliant, Materials Conflict compliant

APPLICATIONS

- ✓ Telecommunication networks
- ✓ Data centers
- ✓ FTTx
- ✓ Broadband network
- ✓ Fiber-to-the-home

SINGLE FERRULE CONNECTOR SPECIFICATION

Parameters	IL – Max	IL – Typical	RL (PC/APC)
SM – Standard	≤ 0.30 dB	≤ 0.20 dB	> 55/65 dB
SM – Premium	≤ 0.15 dB	≤ 0.12 dB	> 55/65 dB
MM – Standard	≤ 0.30 dB	≤ 0.18 dB	> 28 dB
MM – Premium	≤ 0.15 dB	≤ 0.08 dB	> 28 dB

CABLE CHARACTERISTICS

Parameter	Unit	Value	
Outer Diameter	mm	3.0 x 5.0	3.8 x 6.6
Inner Simplex Cable Diameter	mm	2.0	3.0
Long Term Tensile Strength	N	100	160
Short Term Tensile Strength	N	200	300
Long Term Crush Resistance	N/100mm	300	
Short Term Crush Resistance	N/100mm	1000	
Minimum Static Bending Radius		30	38
Minimum Dynamic Bending Radius		60	76
Storage Temperature	°C	-20 ~ +60	
Operating Temperature	°C	-5 ~ +50	

ORDER INFORMATION


AF	1	2	3	4	5	DIST
----	---	---	---	---	---	------

1	2	CONNECTOR	3	SUBUNIT DIAMETER	4	FIBER	5	JACKET COLOR
S1	S1	SC	F2	2MM FLAT DX	D2	G652D	Y	YELLOW
S2	S2	SCA	F3	3MM FLAT DX	A1	G657A1	Q	AQUA
L1	L1	LC			A2	G657A2	V	ERIKA VIOLET
L2	L2	LCA			O1	OM1	O	ORANGE
F1	F1	FC			O2	OM2	G	LIME GREEN
F2	F2	FCA			O3	OM3		
T1	T1	ST			O4	OM4		
E1	E1	E2000			O5	OM5		
E2	E2	E2000A						
M1	M1	MU						
M2	M2	MUA						
	XX	OPEN END						


* Ask sales for Special or other jacket materials like LSZH, PVC, OFNR, OFNP etc.

** Above PN generator is 'Standard' performance by default, Ask sales for 'Premium' performance requirements.

POLARITY SCHEME



CROSSOVER POLARITY 'A' to 'B' (Nexconec Standard)



STRAIGHT-THROUGH POLARITY 'A' to 'A' (On Request)