


MTP[®]/MPO TRUNKS **BASE-12**




Browse on Mobile

 [Browse on Web](#)


NEXCONEC[®] MTP[®]/MPO Trunks are small form factor high-density fiber connector assemblies used in high-density applications. Our MTP[®]/MPO Trunks are suitable for up to 100G applications to connect between equipment or to interconnect modules/panels in a data center. The MTP[®]/MPO connectors are available in Standard and Elite versions to cater customer's power budget requirements.

FEATURES

- ✓ Conform to IEC, EIA-TIA, and Telcordia performance requirements
- ✓ All Assemblies are machine polished providing highest quality
- ✓ Cable terminated with base-12 fiber MTP[®]/MPO Connectors
- ✓ MPO push/pull release boot
- ✓ Available in custom length and cable construction from 12 to 144 fibers.
- ✓ All Assemblies are factory tested and come with test certificate
- ✓ Factory pre-terminated assemblies with protocol for constant and reliable quality
- ✓ CPR Euro classes certified on demand 

APPLICATIONS

- ✓ Telecommunication networks
- ✓ Data centers, Co-location DC
- ✓ LAN or Campus wide Network
- ✓ Supports up to 100G applications



12 Fiber MTP/MPO

MTP®/MPO CONNECTOR SPECIFICATIONS

Parameters	IL – Max	IL – Typical	RL
SM – Standard	0.75 dB	0.25 dB	> 60 dB
SM – Premium	0.35 dB	0.10 dB	> 60 dB
MM – Standard	0.60 dB	0.20 dB	> 20 dB
MM – Premium	0.35 dB	0.10 dB	> 20 dB

CABLE CHARACTERISTICS

Cable Characteristics	Units	Value						
Fiber Count		12F	12F	24F	48F	72F	96F	144F
Outer Diameter	mm	3.0	4.5	4.5	9.6	11.2	13.3	17.5
Tensile Strength (max/min)	N	200/60	400/150	400/150	600/200	1000/300	1000/300	1000/300
Crush	N/100mm	500	1000	1000	1000	1000	1000	1000
Cable/Tail Material		LSZH or PVC						
Strength Member		Aramid Yarn						
Operating Temperature	°C	-20 ~ +70						
Minimum Bending Radius	mm	10D (installed)/20D (loaded)						
CPR Reaction to Fire Classification	Certified	Cca-s1a,d0,a1	B2ca-s1a,d0,a1	Cca-s1a,d0,a1	B2ca-s1a,d0,a1			

*** For higher fiber counts please refer to our cable datasheet

ORDER INFORMATION

MO	1	2	3	4	5	6	7	8	DIST
----	---	---	---	---	---	---	---	---	------

*MO	1	2	CONNECTOR	3	4	FIBER	5	CABLE CONSTRUCTION	6	JACKET COLOR	7	JACKET MATERIAL	8	POLARITY
M1	M1	M1	12F MPOF STD	12-144	2D	G652D	D	Microcable	Y	YELLOW	L	LSZH	A	POL A
M2	M2	M2	12F MPOM STD		A1	G657A1	S	**Single Jacket	O	ORANGE	R	OFNR	B	POL B
M3	M3	M3	12F MPOF ELITE		A2	G657A2			Q	AQUA	P	OFNP	C	POL C
M4	M4	M4	12F MPOM ELITE		O1	OM1			V	ERICA VIOLET	LB	LSZH B2ca		
					O2	OM2			B	BLACK	LC	LSZH Cca		
					O3	OM3			G	LIME GREEN				
					O4	OM4								
					O5	OM5								

*For MTP®/MPO from USCONEC, above PN must start with MT instead of MO.

**Single Jacket is for up to 24FO only.

***Tails to be FANOUT or STAGGERED/CASCADE with or without Pulling solution.