


INDOOR/OUTDOOR PRETERMS SINGLE/MULTI LOOSE TUBE ARMORED CST (UP TO 144FO)



Browse on Mobile

 Browse on Web

NEXCONEC[®] Indoor/Outdoor Preterms offers quick and cost-effective installation for interbuilding, LAN or Campus wide network. These indoor/outdoor preterms are made of single gel filled PBT tubes and each tube consists of 12 or 24, 250µm optical fibers, the tubes are surrounded with longitudinally applied E-glass non-metallic strength members, Corrugated Steel Tube (CST) armor and UV resistant LSZH or PE jacket.

The multi-fiber assemblies are available in 12 up to 144 single-mode or multimode fibers. We manufacture preterms with superior fiber/cable performance to withstand outdoor harsh environments and high-quality connectors, which offers improved link loss budgets.

FEATURES

- ✓ Up to 144 fibers available
- ✓ Available in standard Single mode and Multimode fiber options
- ✓ Available in LC, SC, FC, ST and other connector types
- ✓ Conduit/Direct buried with steel tape armored version available
- ✓ Pulling system optional
- ✓ Conforms to IEC, EIA-TIA, and Telcordia performance requirements
- ✓ RoHS, REACH & SvHC compliant, Materials Conflict compliant
- ✓ 900µm or 2mm ruggedized tails

APPLICATIONS

- ✓ Telecommunication networks
- ✓ LAN or Campus wide Network
- ✓ Internal/External Application
- ✓ Supports up to 100G applications
- ✓ Indoor & Outdoor Jacket Material

SINGLE FERRULE CONNECTOR SPECIFICATIONS

Parameters	IL – Max	IL – Typical	RL (PC/APC)
SM – Standard	≤ 0.30 dB	≤ 0.20 dB	> 55/65 dB
SM – Premium	≤ 0.15 dB	≤ 0.12 dB	> 55/65 dB
MM – Standard	≤ 0.30 dB	≤ 0.18 dB	> 28 dB
MM – Premium	≤ 0.15 dB	≤ 0.08 dB	> 28 dB

CABLE CHARACTERISTICS

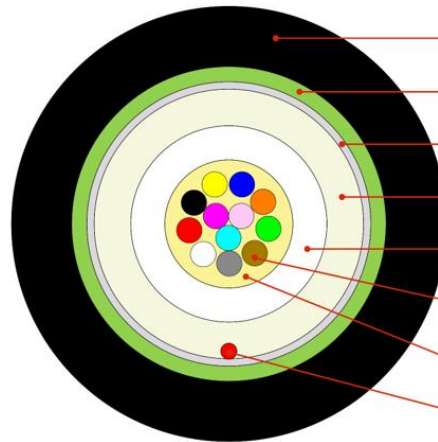
Parameters	Unit	Value					
		12F	24F	48F	72F	96F	144F
Fiber Count		12F	24F	48F	72F	96F	144F
Number of Fibers per Tube		12	24	12	12	12	12
Number of Loose Tubes		1	1	4	6	8	12
Outer Diameter (±0.3)	mm	9.0	9.0	12.0	12.5	14.1	17.1
Tail Diameter	mm	900µm or 2.0mm					
Tensile Strength (Long Term)	N	500	500	600	600	600	600
Tensile Strength (Short Term)	N	1000	1000	1500	1500	1500	1500
Crush Resistance (Long Term)	N/100mm	300	300	300	300	300	300
Crush Resistance (Short Term)	N/100mm	1000	1000	1000	1000	1000	1000
Min. Bending Radius	mm	10D (Static) / 20D (Dynamic)					
Loose Tube Material		PBT					
Cable Jacket Material		LSZH or PE					
Armoring		Corrugated Steel Tube (CST)					
Central Strength Member		FRP					
Strength Member		E-glass					
Storage Temperature	°C	-40 ~ +70					
Operating Temperature	°C	-40 ~ +70					
Installation Temperature	°C	-10 ~ +50					
Compliance		RoHS, REACH & SvHC					

FIBER & LOOSE TUBE COLORS

1	2	3	4	5	6
Blue	Orange	Green	Brown	Grey	White
7	8	9	10	11	12
Red	Black	Yellow	Violet	Pink	Aqua

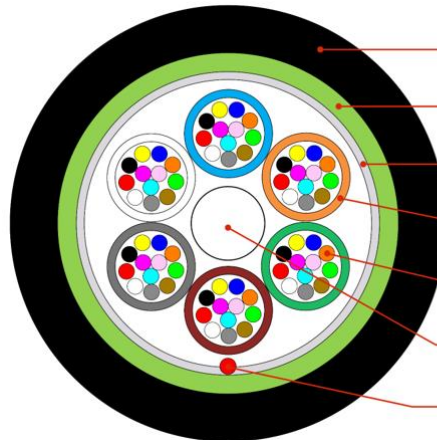

CABLE CONSTRUCTION DIAGRAM

Single Loose Tube Armored CST



- Outer Jacket - PE or LSZH
- Corrugated Steel Tape
- Water Blocking Tape
- E-Glass Strength Member
- PBT Loose Tube
- 250µm Fiber
- Gel
- Rip Cord

Multi Loose Tube Armored CST



- Outer Jacket - PE or LSZH
- Corrugated Steel Tape
- Water Blocking Tape
- PBT Loose Tube - Gel Filled
- 250µm Fiber
- FRP Strength Member
- Rip Cord

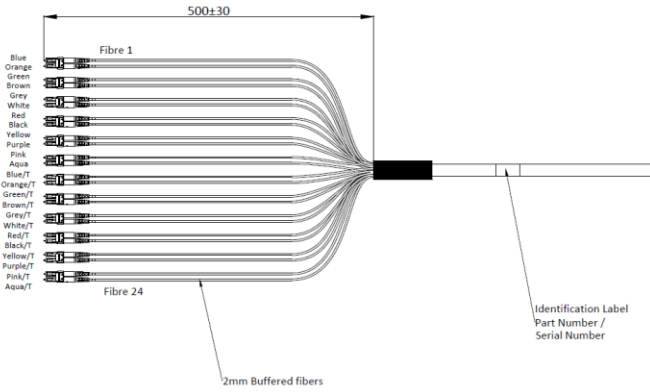
ORDER INFORMATION

Ask Sales for Order Details: sales@nexconec.com

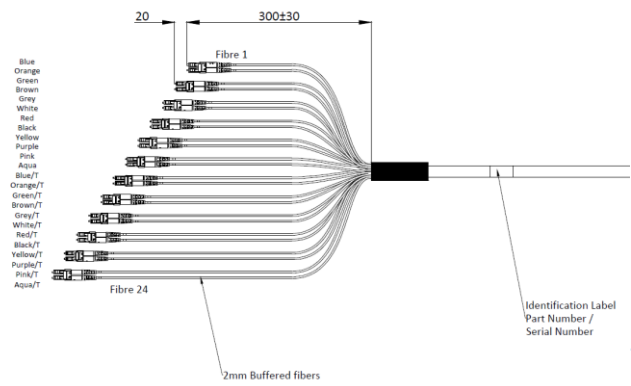
Or [Contact Us](#) by filling website contact form, one of our colleagues will get back to you shortly!

CABLE TAIL CONFIGURATION OPTIONS

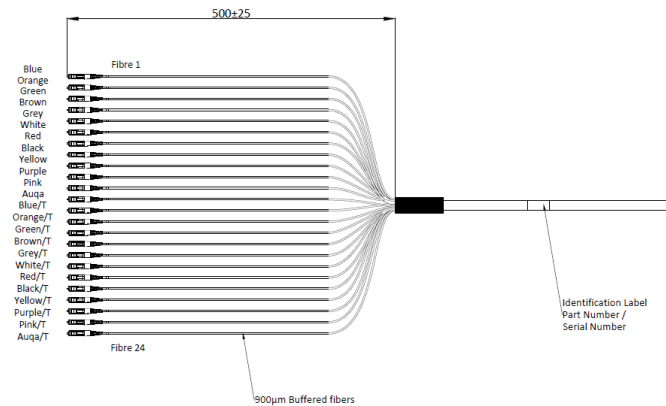
Fan-Out Ruggedized 2.0mm



Staggered Fan-Out Ruggedized 2.0mm



Fan-Out Buffered 0.9mm



Staggered Fan-Out Buffered 0.9mm

